



C2 ACTIVITY 4 (I): CONSTRUCTING A SANKEY DIAGRAM



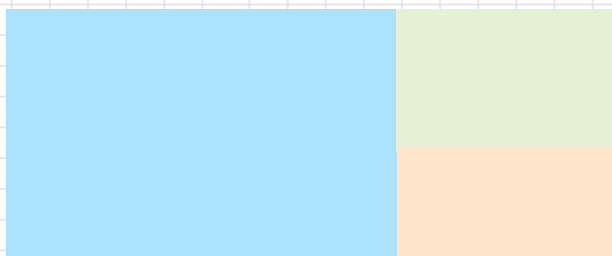
The width of the box represents the amount of energy that is inputted.



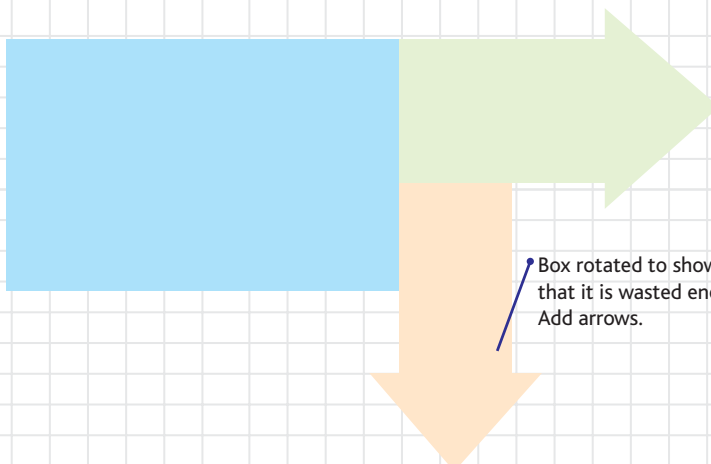
The length of the box is a choice – an aesthetic point rather than mathematical



The width of the next box represents the amount of useful energy that comes out (output).



The width of the box represents the amount of wasted output energy



Box rotated to show that it is wasted energy. Add arrows.

