

### ENERGY USE



**ECONOMIC GROWTH**  
(modified domestic demand)

**+1.7%**



**OVERALL ENERGY USE**

**+1.6%**



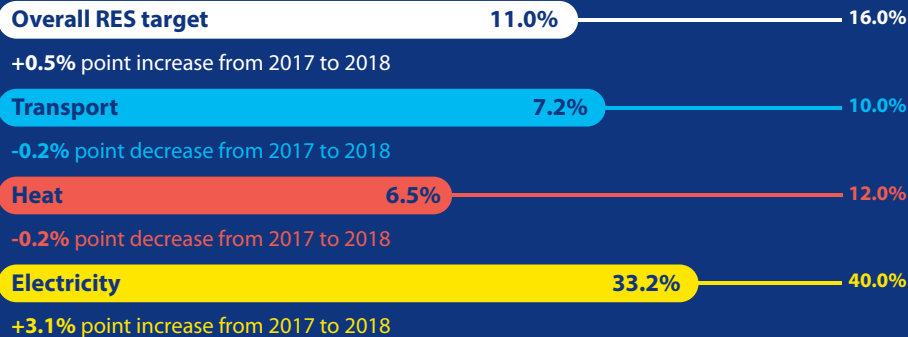
**ENERGY-RELATED CO<sub>2</sub> EMISSIONS**

**-1.2%**

	Energy use	Energy-related CO <sub>2</sub> Emissions
Residential	+6.8%	0.0%
Transport	+2.6%	+2.9%
Industry	+4.7%	-3.5%
Services	+6.4%	-3.6%

### RENEWABLE ENERGY TARGETS

2020 TARGETS

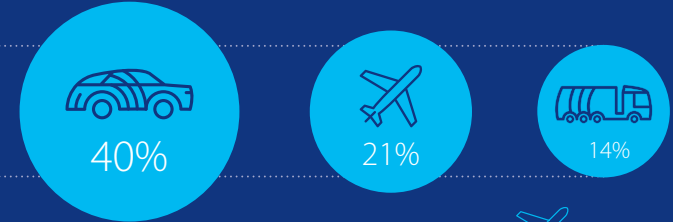


**Note:** Figures are all 2018 compared with 2017, unless otherwise stated.

↓ To download the full report, visit [www.seai.ie/energyinireland](http://www.seai.ie/energyinireland)

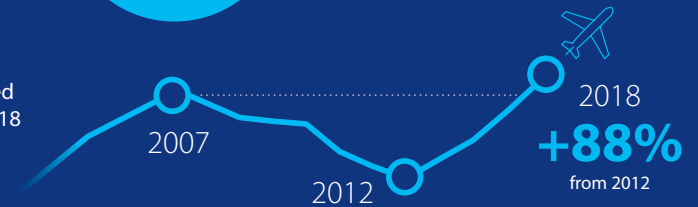
### Transport

**LARGEST ENERGY USERS**



**AIR TRAVEL**

Energy use reached all time high in 2018

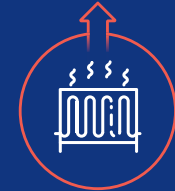


### Heat

**CO<sub>2</sub> emissions**

from energy use for heat increased by

**6.4%**



Oil +7% | Gas +7% | Coal +4% | Peat +4%

### Electricity

**CO<sub>2</sub> INTENSITY OF ELECTRICITY**

**-14%**

to a new low of **375 gCO<sub>2</sub>/kWh**

**ELECTRICITY GENERATED**

**+2.9%**

**ENERGY USED FOR ELECTRICITY GENERATION**

**-4.0%**

**FUELS FOR ELECTRICITY GENERATION**

