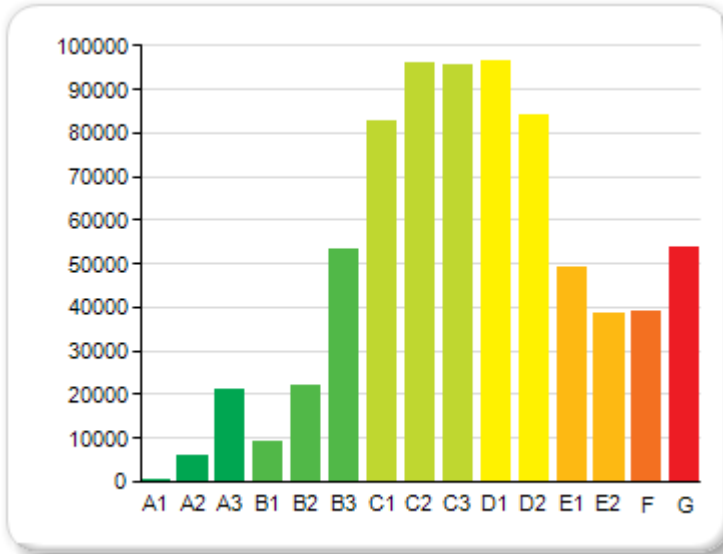
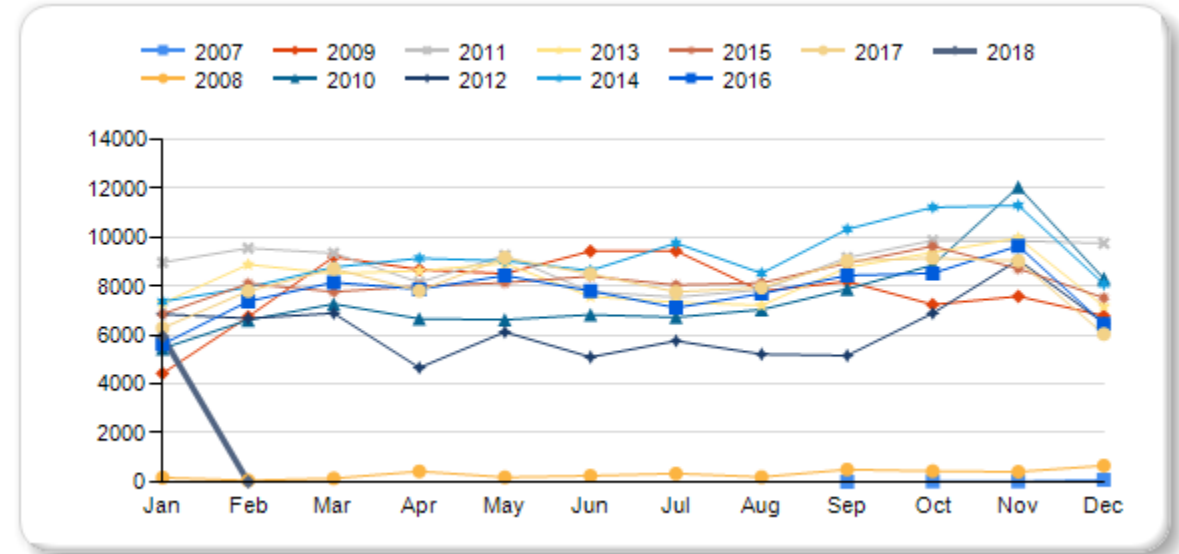


DOMESTIC BERs BY GRADE (On Public Register and Not Expired - Current)

Energy Rating	Quantity
A1	54
A2	5,850
A3	21,238
B1	9,274
B2	22,071
B3	53,302
C1	82,519
C2	95,974
C3	95,720
D1	96,458
D2	84,092
E1	49,130
E2	38,767
F	39,210
G	53,537
Total	747,196

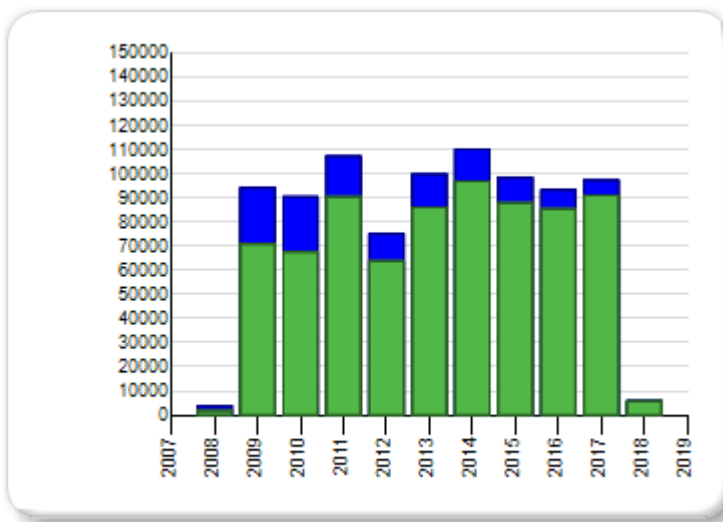


DOMESTIC BERs MONTHLY YEAR ON YEAR HISTORY (Published)



DOMESTIC BERs BY YEAR (On Public Register & Not Expired - Current vs Published - History)

Year	Public Reg	Published
2018	5,863	5,943
2017	90,978	97,263
2016	85,303	93,191
2015	87,859	98,294
2014	96,749	110,173
2013	85,950	99,715
2012	63,754	74,951
2011	90,446	107,141
2010	67,502	90,380
2009	70,934	94,083
2008	1,858	3,794
Total	747,196	874,928



Year	Jan	Feb	Mar	Apr	May	Jun	Jul	Aug	Sep	Oct	Nov	Dec	Total
2007	0	0	0	0	0	0	0	0	10	16	23	78	127
2008	174	60	140	431	186	248	339	197	504	437	415	663	3,794
2009	4,439	6,750	9,197	8,681	8,513	9,434	9,446	7,796	8,197	7,249	7,589	6,792	94,083
2010	5,455	6,621	7,276	6,672	6,627	6,833	6,730	7,043	7,890	8,863	12,054	8,316	90,380
2011	8,973	9,557	9,353	8,157	9,267	7,771	7,558	7,854	9,168	9,871	9,853	9,759	107,141
2012	6,861	6,685	6,896	4,667	6,128	5,104	5,763	5,220	5,164	6,895	9,074	6,494	74,951
2013	7,309	8,888	8,517	8,631	8,931	7,579	7,347	7,216	8,770	9,378	9,971	7,178	99,715
2014	7,374	7,955	8,777	9,143	9,038	8,640	9,762	8,531	10,331	11,225	11,306	8,091	110,173
2015	6,864	8,105	7,770	8,003	8,144	8,406	8,051	8,136	8,943	9,633	8,716	7,523	98,294
2016	5,630	7,383	8,160	7,873	8,434	7,809	7,120	7,700	8,443	8,529	9,651	6,459	93,191
2017	6,289	7,803	8,712	7,811	9,166	8,504	7,772	7,940	9,037	9,148	9,037	6,044	97,263
2018	5,942	1	0	0	0	0	0	0	0	0	0	0	5,943
Total	65,310	69,808	74,798	70,069	74,434	70,328	69,888	67,633	76,457	81,244	87,689	67,397	875,055