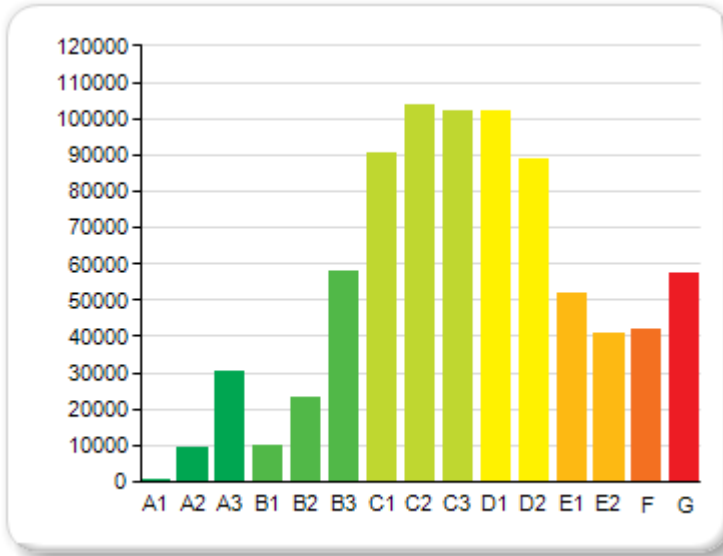
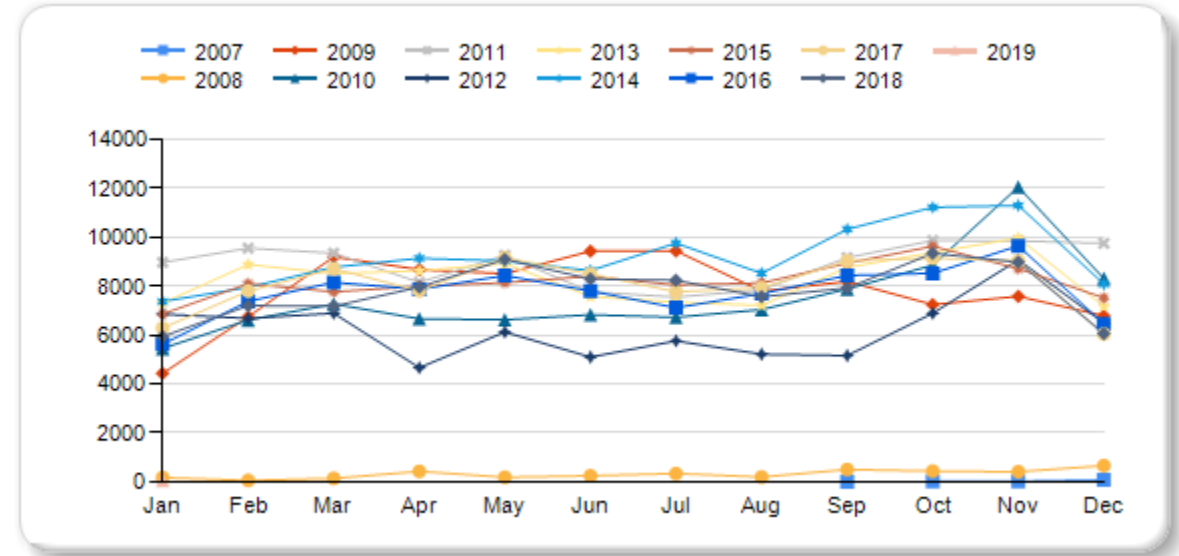


DOMESTIC BERs BY GRADE (On Public Register and Not Expired - Current)

Energy Rating	Quantity
A1	113
A2	9,379
A3	30,371
B1	9,664
B2	23,015
B3	57,862
C1	90,693
C2	103,945
C3	102,181
D1	101,931
D2	88,783
E1	51,766
E2	40,872
F	41,672
G	57,597
Total	809,844

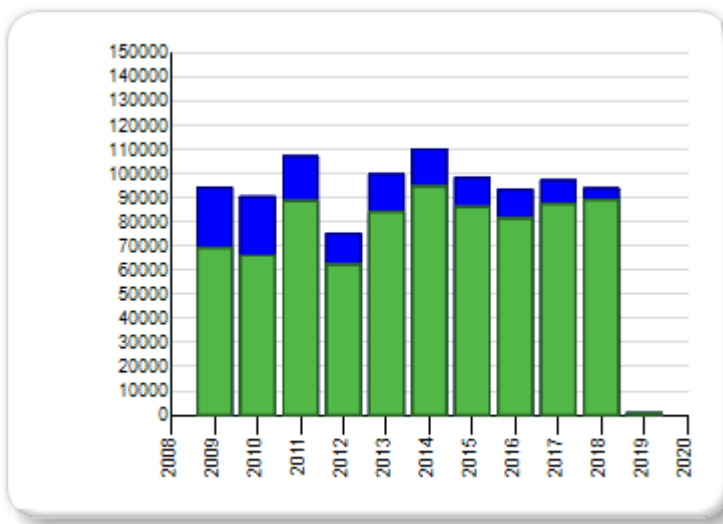


DOMESTIC BERs MONTHLY YEAR ON YEAR HISTORY (Published)



DOMESTIC BERs BY YEAR (On Public Register & Not Expired - Current vs Published - History)

Year	Public Reg	Published
2019	66	68
2018	89,134	93,821
2017	87,483	97,263
2016	81,478	93,191
2015	86,207	98,294
2014	94,755	110,173
2013	84,185	99,715
2012	62,463	74,951
2011	88,713	107,141
2010	66,084	90,380
2009	69,276	94,083
Total	809,844	959,080



Year	Jan	Feb	Mar	Apr	May	Jun	Jul	Aug	Sep	Oct	Nov	Dec	Total
2007	0	0	0	0	0	0	0	0	10	16	23	78	127
2008	174	60	140	431	186	248	339	197	504	437	415	663	3,794
2009	4,439	6,750	9,197	8,681	8,513	9,434	9,446	7,796	8,197	7,249	7,589	6,792	94,083
2010	5,455	6,621	7,276	6,672	6,627	6,833	6,730	7,043	7,890	8,863	12,054	8,316	90,380
2011	8,973	9,557	9,353	8,157	9,267	7,771	7,558	7,854	9,168	9,871	9,853	9,759	107,141
2012	6,861	6,685	6,896	4,667	6,128	5,104	5,763	5,220	5,164	6,895	9,074	6,494	74,951
2013	7,309	8,888	8,517	8,631	8,931	7,579	7,347	7,216	8,770	9,378	9,971	7,178	99,715
2014	7,374	7,955	8,777	9,143	9,038	8,640	9,762	8,531	10,331	11,225	11,306	8,091	110,173
2015	6,864	8,105	7,770	8,003	8,144	8,406	8,051	8,136	8,943	9,633	8,716	7,523	98,294
2016	5,630	7,383	8,160	7,873	8,434	7,809	7,120	7,700	8,443	8,529	9,651	6,459	93,191
2017	6,289	7,803	8,712	7,811	9,166	8,504	7,772	7,940	9,037	9,148	9,037	6,044	97,263
2018	5,942	7,209	7,180	7,965	9,095	8,299	8,242	7,569	7,922	9,349	8,985	6,064	93,821
2019	68	0	0	0	0	0	0	0	0	0	0	0	68
Total	65,378	77,016	81,978	78,034	83,529	78,627	78,130	75,202	84,379	90,593	96,674	73,461	963,001