All energy labels carry the following information:

- Brand name
- Supplier's model number
- Energy efficiency class.

All labels include energy consumption information. It indicates how many kilowatt hours (units of electricity) will be used per year, per hour or per cycle under specified operating conditions. To estimate costs, simply multiply the kWh number by the cost of a unit of electricity (currently around 40c).

Brand name or trade mark

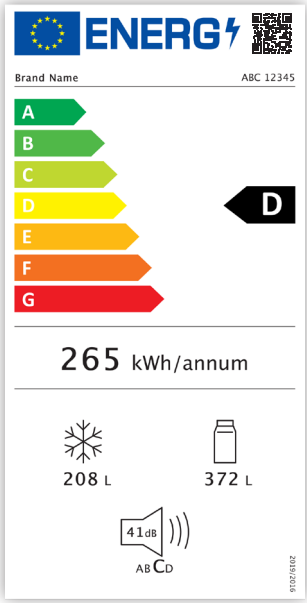

QR codes in the guides are for illustration purposes only

Supplier's model identifier

Energy efficiency class

Annual energy consumption in kWh per year. To calculate the kWh running cost, take the total kWh value and multiply by the cost of a unit of electricity

Understanding the labelling on

Domestic ovens

The energy label should be displayed for each cavity on top or front, or 'in the immediacy' of the oven unit. There may be some older models still on the market which will have an older version of the label.

Note: a cavity is an "enclosed compartment in which the temperature can be controlled for preparation of food". A grill is not a cavity as it is not enclosed – however, a top oven/grill combination, for example, is considered a cavity as it is enclosed when in oven mode.

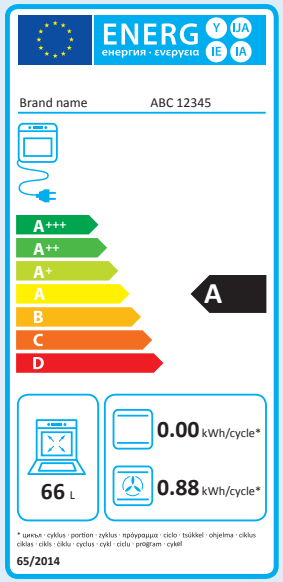

QR codes in the guides are for illustration purposes only

Usable volume of the cavity in litres.



Energy consumption per cycle in kWh for conventional heating function and (if available) the fan, based on a standard load.

Indicates gas oven.